


The Way of the Cross

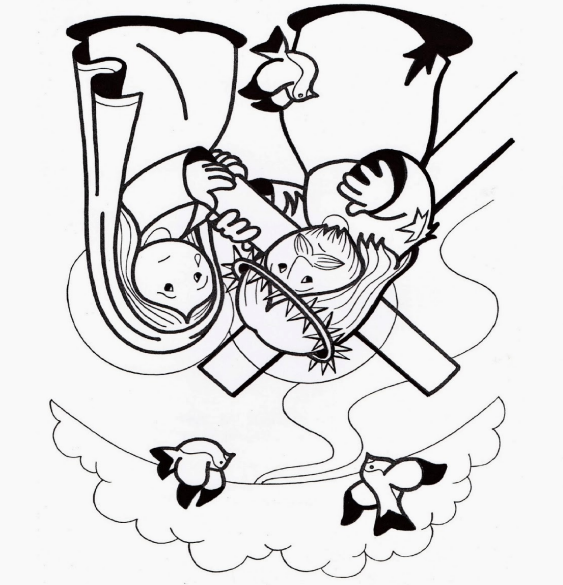
Illustrations taken from Blog "El Rincon de la Melli"

<http://elrincondelasmelli.blogspot.com/2014/03/via-crucis-tradicional.html>



3rd Station: Jesus falls for the first time

"Yet it was our pain that he bore, our sufferings he endured. We thought of him as stricken, struck down by God and afflicted." (Isaiah 53: 4)



4th Station: Jesus meets his Mother

Simeon tells Mary, Jesus mother: "You yourself a sword will pierce" (Luke 2: 35)


7th Station: Jesus falls for the second time



"From the sole of the foot to the head there is no sound spot in it; just bruised and welt oozing wound, not drained, or bandaged, or ease with salve." (Isaiah 1: 6)

Staple together / Engrapar juntos

Staple together / Engrapar juntos



11th Station: Jesus is nailed to the Cross


"When they came to the place called the Skill, they crucified him and the criminals there, one on his right, the other on his left. Then Jesus said, 'Father forgive them, they know not what they do.'" (Luke 23:33-34)

8th Station: Jesus meets the women



Staple together / Engrapar juntos

"A large crowd of people followed Jesus, including many women who mourned and lamented him. Jesus turned to them and said, 'Daughters of Jerusalem, do not weep for me; weep instead for yourselves and for your children'." (Luke 23: 27-28)



1st Station: Jesus is condemned to death

2nd Station: Jesus takes up his cross



"Carrying the cross himself he went out to what is called the Place of the Skull, in Hebrew, Golgotha."

(John 19: 17)

Veronica approached Jesus with a cloth to wipe away sweat and blood. His face miraculously marked on the cloth.




6th Station: Veronica wipes the face of Jesus

5th Station: Simeon the Cyrenean helps Jesus to carry the cross



"They pressed into service a passer-by, Simon, a Cyrenian, who was coming in from the country, to carry his cross." (Mark 15: 21)



9th Station: Jesus falls for third time

10th Station: Jesus is stripped of his garments




"They divided his garments by casting lots."

(Luke 23: 34)

Draw Easter Sunday, the day Jesus resurrected


12th Station: Jesus dies on the cross



"Jesus cried in a loud voice, "Father, into your hands I commend my spirit" and when he said this he breath his last." (Luke 23: 46)

Instructions for printing and assembling the coloring book:

- 1: Print the sheets double sided
- 2: Fold pages 1 and 2 in half (See illustration 1) following the blue line on the sheet
- 3: Fold the sheet so the sides that say "staple together/ engrapar juntos" are lined up (See illustration 2- 3)




- 4: Sheet 3 and 4: Cut where it says "cut with scissors/ cortar con tijeras" along blue line. Fold in half following the blue line on the sheet and then aligned the sheet to be staple with the rest of the book. (See illustration 4-5)

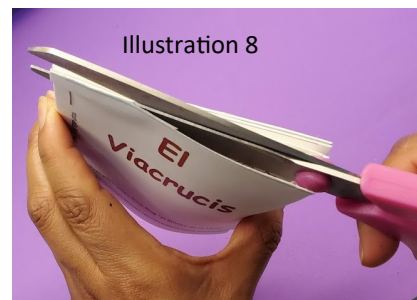



Cut with scissors / Cortar con tijeras


- 5: Once all the sheets are lined up, staple them together (See illustration 6)



- 6 Then, cut with scissors along the blue lines so the sheets can open like a booklet. (See illustrations 7-9)



"After he had taken the body down, he wrapped it in a linen cloth." (Luke 23: 53)



13th Station: Jesus is taken down from the cross

14th Station: Jesus is laid on the tomb



"They laid him in a new tomb carved in the rock."

(Matthew 27: 60)

Cut with scissors / Cortar con tijeras

Way of the Cross

Coloring Book



Instructions: Print and assemble the coloring book with the children for the stations of the cross. You can follow the step by step instructions at the back of this page.

When coloring, read each biblical quote and discuss the meaning of it.

If the children are too young, the book can be set up in advanced so that when they are given the book all they have to do is color.